

TITUS

Inductive Bible Study

- PRINT AND TEACH
- IN-DEPTH BOOK STUDY
- UNIT ASSESSMENT
- ANSWER KEY

... of Christ Jesus by the will of God, To the saints who are at
Ephesus and who are faithful in Christ Jesus:
2 ~~Grace~~ to you and peace from God our Father and the Lord Jesus Christ.
3 Blessed be the God and Father of our Lord Jesus Christ, who has blessed us
with every spiritual blessing in the heavenly places in Christ,
4 just as He chose us in Him before the foundation of the world, that we would
be blameless before Him. In love
5 He predestined us to adoption as sons through Jesus Christ to Himself,
according to the kind intention of His will,
6 to the praise of the glory of His grace, which He freely bestowed on us in the
7 ~~grace~~ we have redemption through His blood, the forgiveness of our
trespasses, according to the riches of His grace
8 which He lavished on us. In all wisdom and insight
9 He made known to us the mystery of His will, according to His kind intention
which He purposed in Him
10 with a view to an administration suitable to the fullness of the times, that is,
the summing up of all things in Christ, in the heavens and things on the
earth. In Him
so we have obtained an inheritance

Handwritten notes:
To say good things about.
riches + inheritance
v. 3 Grace
v. 3 blessed
v. 4 holy
v. 5 pure
v. 7 redemption
v. 11 inheritance



An Encounter In

TITUS

An Inductive Bible Study



Table of Contents

Terms of Use	5
Teacher's Notes	6
Keyword Bookmarks	12-13

	Student Pages	Answer Key
- Prewrite: Instructions for Christians	15	30
- Passage 1: Titus 1	16	31
- Gather the Facts, Think and Explain, Reflection Time		
- Passage 2: Titus 2	19	34
- Gather the Facts, Think and Explain, Reflection Time		
- Passage 3: Titus 3	22	37
- Gather the Facts, Think and Explain, Reflection Time		
- Post-write: Social Justice Revisited	25	40
- A Letter from Paul (Summary)	26	41
- Titus at a Glance (Theme)	27	42
- Titus Test	28	43

Terms of Use



Thank you for your purchase! By purchasing this resource, you are agreeing that the contents are the property of Lindsey Graf and licensed to you only for classroom/personal use as a single user. I retain the copyright, and reserve all rights to this product.

The original purchaser may:

Make copies for the purchaser's classroom, including homeschooling, or tutor sessions

Make a copy for backup purposes, but not with the intent to redistribute.

Direct other interested persons to my store.

Reference (without distribution) this product in blog posts, at seminars, professional development workshops, or other such venues PROVIDED there is both credit given to myself as the author and a link back to my TPT store included in your post/presentation.

You may not:

Claim this work as your own, alter the files in any way, or remove/attempt to remove the copyright/watermarks

Share this product (part of it or in its entirety) with others

Repackage and/or sell or give away this product (part or in its entirety) to others

Offer or share this product (part or in its entirety) anywhere on the internet as a download or copy including, but not limited to, personal sites, school sites, or Google Doc links on blogs or sites, internet sharing groups, news lists, or shared databases

Make copies of purchased items to share with others is strictly forbidden and is a violation of the Terms of Use, along with copyright law.

Thank you for abiding by universally accepted codes of professional ethics while using this product.

Lindsey Graf

Teacher's Notes

Inductive Study Method:

There are 3 ingredients to using the inductive method to study the Bible:

1. Observation, What does it say?
2. Interpretation, What does it mean?
3. Application, What does it mean for me?

For each passage, there are 4 activities designed around these three principles:

Observation:

- ~ Read the passage given and mark the key words, writing comments as you read.*
- ~ Complete the "Gather the Facts" page.

Interpretation:

- ~ Answer the questions on the "Think and Explain" page.

Application:

- ~ Write a paragraph for the "Reflection Time" page about what the passage means for you. Apply it to your own life.

Each activity is designed to take 15-25 minutes

Intro and Culmination Activities:

- ~Choosing symbols for each key word listed on bookmark to use throughout study
- ~Pre-reading writing prompt
- ~Post-reading writing prompt
- ~Book at a Glance (Finding the theme)
- ~A Letter From Paul (Summarizing)
- ~3 Tests, chapters 1-4, chapters 5-8, chapters 9-16

Church or Sunday School Use:

Any part of this study can be used independently.

If you are limited on time, I would recommend using the Gather the Facts pages as they are designed to give a full picture of the passages. If there is time to read the passages and mark key words beforehand, students always enjoy being able to draw on the actual text of the Bible and the process of marking enhances their understanding immensely.

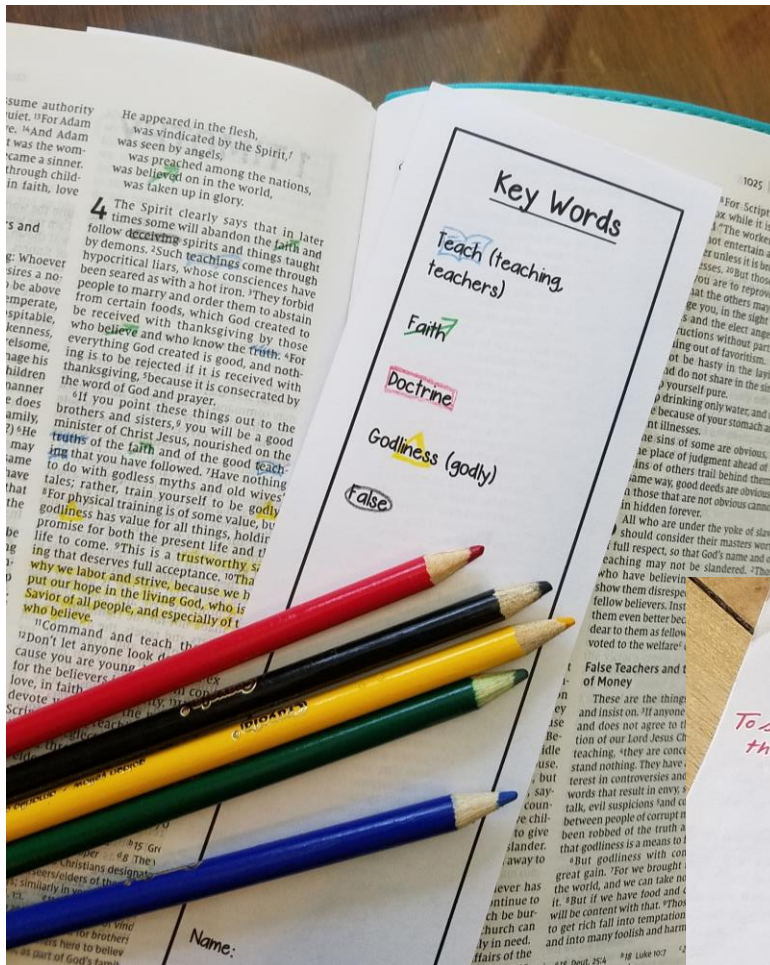
*Passages and verses quoted are in NIV unless otherwise noted.

Instructions for Using Key Words

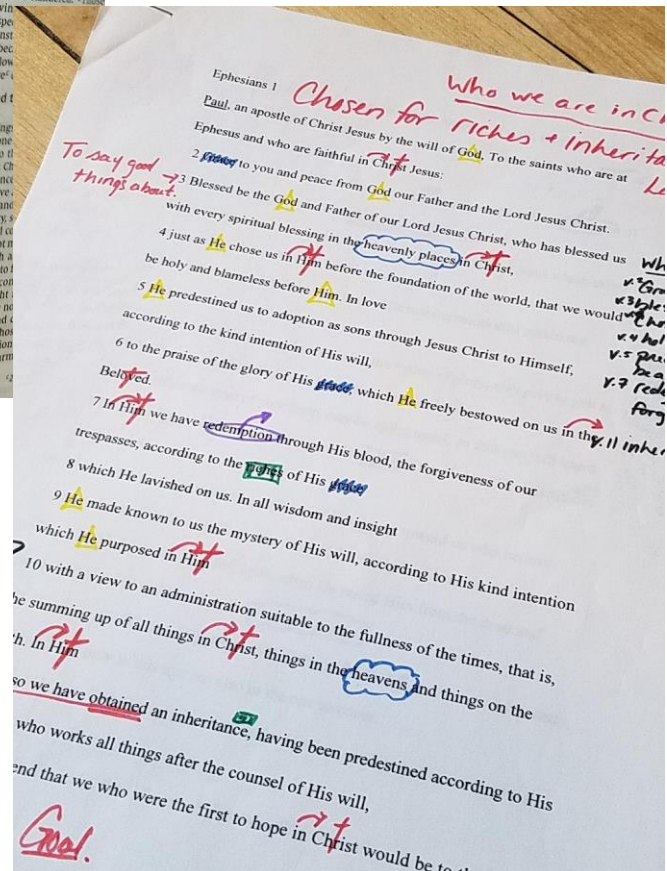
Marking the key words in the text is one of the most important parts of this study. It gets students interacting with the Bible and enables them to see at a glance the themes in each passage. Study works best with NIV version.

Option 1: You may choose to have students mark in their own Bibles.

Colored pencils or colored ballpoint pens work the best, as space is limited in most Bibles and they won't bleed through the page.



Option 2*: Another option that works well is to print out the passages. Most Bible websites offer printable options, or copy and paste the passage into a Word Doc. This gives you freedom to increase margins, fonts and spacing if desired.



*Please be aware printing passages is allowed by copyright with some limitations.

Instructions for Using Key Words

Continued

The purpose of the key words is to give students a stronger connection with the text through creativity, color and a sensory drawing experience.

Key Word Bookmarks:

Copy the bookmarks and cut. Each student will need one.

Text:

Students will need a Bible they can write in OR you may choose to print the text for each student from a site like Biblegateway.com.

(Note: copyright laws allow for printing the text of the Bible, with certain limitations.)


Key Word Symbols:

Students choose what color/symbol to use for each key word. You can let each student choose for themselves for a more personal experience, or you can develop symbols as a group if you want everyone using the same ones.

Reading the Passage:

As students read the text, they can use the bookmark to find and mark the keywords.

They can also write comments in the margins on thoughts and observations.



Instructions for Using Gather the Facts

The purpose of the Gather the Facts page is to give students a framework to sort the information in the text through grouping, listing, visualizing, etc.

***If you are limited on time, this page is the "meat" of the study and the one that will give students the greatest chance to work with the entire text.

***All questions for assessments come from the Gather the Facts pages.

Graphic Organizer

Various graphic organizers are designed for students to work with the content of the passages in order to clearly see what the text says and gain a deeper understanding of to concepts.

You can choose whether to have students list references with their answers.

The graphic organizers are especially helpful for visual learners and reflective learners.

Summarize

This section gives students a chance to think about what they've read as a whole, and come up with a theme for the passage.

Choose to have students complete this section independently, in small groups and/or as a class.

Name <u>Answer Key</u> Date _____	
<h3>Gather the Facts</h3> <p>Chapter 1:1-14</p> <p>Directions: Look at the key words in Ephesians 1:1-14 to fill in the chart below.</p>	
God's Actions	We Are
God made Paul an apostle 1:1, Paul blesses God. 1:3	
God has blessed us with every spiritual blessing. 1:3	We are blessed with every spiritual blessing in the heavenly places. 1:3
He chose us to be holy and blameless. 1:4	We are chosen to be holy and blameless 1:4
He predestined us to be adopted, to be his children. 1:5	We are predestined to be adopted into God's family. 1:5
He freely gives grace to us. 1:6 He lavished grace on us 1:7	We have grace and redemption. 1:6-8
He made his will known to us and has kind intentions for us. 1:9	We are predestined for an inheritance. 1:11
He predestined us so we would be to the praise of His glory. 1:11,12	We are to the praise of His glory. 1:12
	We are sealed with the Spirit of promise. 1:13
Summarize	
What do you notice about your notes above? What stands out to you? What questions do you have?	
<u>Answers will vary.</u>	
Write one sentence that sums up what this section is about:	
<u>Sample Summary:</u>	
<u>God chose us and gave us every blessing we could every hope for.</u>	
© Littlebird Books An Encounter in Ephesians	

Instructions for Using Think and Explain

The purpose of the Think and Explain page is to get students thinking about what they read, using background knowledge and bringing their own thoughts and opinions to the study.

If you are limited on time, these pages can be used on their own, but do not provide a thorough overview of the passage. The questions are supplemental to the Gather the Facts pages, engaging thinking on a personal level.

Questions

All the questions in the Think and Explain pages are short answer. They are most often inviting students to share what they think about what they have read.

These work well as questions for small groups and discussions.

Answer Key

Answers provided are sample answers. As most of the questions are asking for student's thinking and opinion, they are not designed to be right or wrong answers.


I Wonder...

This section gives students a chance to practice questioning skills.

Questions may be things the students are truly wondering, or they may ask a question as if they are encouraging someone else to think about a part of the passage.

If desired, have students write factual questions and turn them into a game!

Sometimes students feel they should not question God or the Bible. However, it is through questions that our understanding deepens and as Michael Card says, "God doesn't give us answers, He gives us Himself."

Name	Answer Key	Date
SAMPLE ANSWERS:		
<h2>Think and Explain</h2> <p>Chapter 1:1-14</p>		
<p>"Bless" means to "say good things about" What happens when God speaks? (Creation in Genesis 1?)</p> <p>Bless means to "say good things about" which may seem like just a nice thing to do until you think about what happened during creation: When God says something, that's the way it is!</p>		
<p>How does this passage make you feel about yourself? Why?</p> <p>Hopefully, reading what God has said about us will give students a different perspective of themselves. We are not just what we see and feel. God has made us holy and blameless, His children who will inherit His riches, we are sealed with the Spirit of promise!</p>		
<p>What part does Jesus play in this passage?</p> <p>Everything God does for us, He does "in Christ".</p>		
<p>What part does the Holy Spirit play in this passage?</p> <p>The Spirit seals us, seals the promises that God has given us.</p>		
<p>I Wonder...</p> <p>Write down a question about the passage. Then tear along the dotted line and hand in to your teacher.</p> <p>Questions will vary.</p>		
© Littlebird Books		An Encounter in Ephesians

Instructions for Using Reflection Time

The purpose of the Reflection Time is to give students a chance to apply the passages to their own lives, letting God's word speak to their hearts.

In our classroom, we usually did this page on Friday. After studying the passage over the course of the week, students had time to think about what they were reading. Then, Bible time on Friday was a chance to journal privately about what they were thinking and feeling about what God was saying through His word. I was always pleasantly encouraged to see even the least focused of my students fill up pages with what they were reflecting on in God's Word.

While any of the other pages can be used for small and large groups, I would encourage you to let the students keep the thoughts they write here, private. I told my students I would glance at these pages to make sure they were completed, but the thoughts they wrote here were between themselves and God.

Name <u>Answer Key</u>	Date _____
<h1 style="margin: 0;">Reflection Time</h1>	
<p>Take a few moments to think about what you've read. Re-read the section and write your thoughts about what you read. What stands out to you? What questions do you have? How can you apply what you read to your own life?</p>	
<p>Personal reflections will vary.</p> <div style="border: 1px solid black; height: 400px; margin-top: 10px;"></div>	
<p>For the word of God is living and active, sharper than any two-edged sword, piercing to the division of soul and of spirit, of joints and of marrow, and discerning the thoughts and intentions of the heart. Hebrews 4:12</p>	
© Lifefriend Books	An Encounter in Ephesians

Key Words

Teach (teaching,
teachers)

Faith (believe)

Doctrine

God

Jesus Christ

Truth (true)

Grace

Deeds

Name:

Key Words

Teach (teaching,
teachers)

Faith (believe)

Doctrine

God

Jesus Christ

Truth (true)

Grace

Deeds

Name:

Key Words

Teach (teaching,
teachers)

Faith (believe)

Doctrine

God

Jesus Christ

Truth (true)

Grace

Deeds

Name:

Key Words

Teach (teaching,
teachers)

Faith (believe)

Doctrine

God

Jesus Christ

Truth (true)

Grace

Deeds

Name:

But when the kindness and love of God our Savior appeared, he
saved us, not because of righteous things we had done, but
because of his mercy.

Titus 3:4-5

But when the kindness and love of God our Savior appeared, he
saved us, not because of righteous things we had done, but
because of his mercy.

Titus 3:4-5

But when the kindness and love of God our Savior appeared, he
saved us, not because of righteous things we had done, but
because of his mercy.

Titus 3:4-5

But when the kindness and love of God our Savior appeared, he
saved us, not because of righteous things we had done, but
because of his mercy.

Titus 3:4-5

An Encounter In
TITUS

An Inductive Bible Study

Studied by: _____



Date _____

How do you think Christians are supposed to act? What kinds of things are they not supposed to do?
What are your reasons?

This image shows a single sheet of white paper with horizontal ruling lines. The lines are evenly spaced and run across the width of the page. There are no margins, text, or other markings on the paper.

Name _____

Date _____

Gather the Facts

Chapter 1:1-16

Directions: In Titus 1:1-16 Paul introduces himself and his reasons for writing. Find what he says about himself, who he is writing to and why. Then fill in the boxes below.

A Letter:

From: _____

Who was: _____

To: _____

Who was: _____

Appoint Elders Who Are:

Rebellious People Are:

Summarize

What do you notice about your notes above? What stands out to you? What questions do you have?

Write one sentence that sums up what this section is about:

Name _____

Date _____

Think and Explain

Chapter 1:1-16

Paul says our faith and knowledge rest on our hope of eternal life. What does this mean to you?

Why do you think it is important to make sure the elders have certain qualities?

Why do you think the rebellious people Paul describes are so dangerous?

What do you think Paul means when he says they "claim to know God, but with their actions they deny him"?

I Wonder...

Write down a question about the passage.

Date _____

Take a few moments to think about what you've read.

What stands out to you? What questions do you have? How can you apply what you read to your own life?

This image shows a blank sheet of white paper with horizontal ruling lines. The lines are evenly spaced and run across the width of the page. There are no margins, text, or other markings on the paper.

An Encounter in Titus

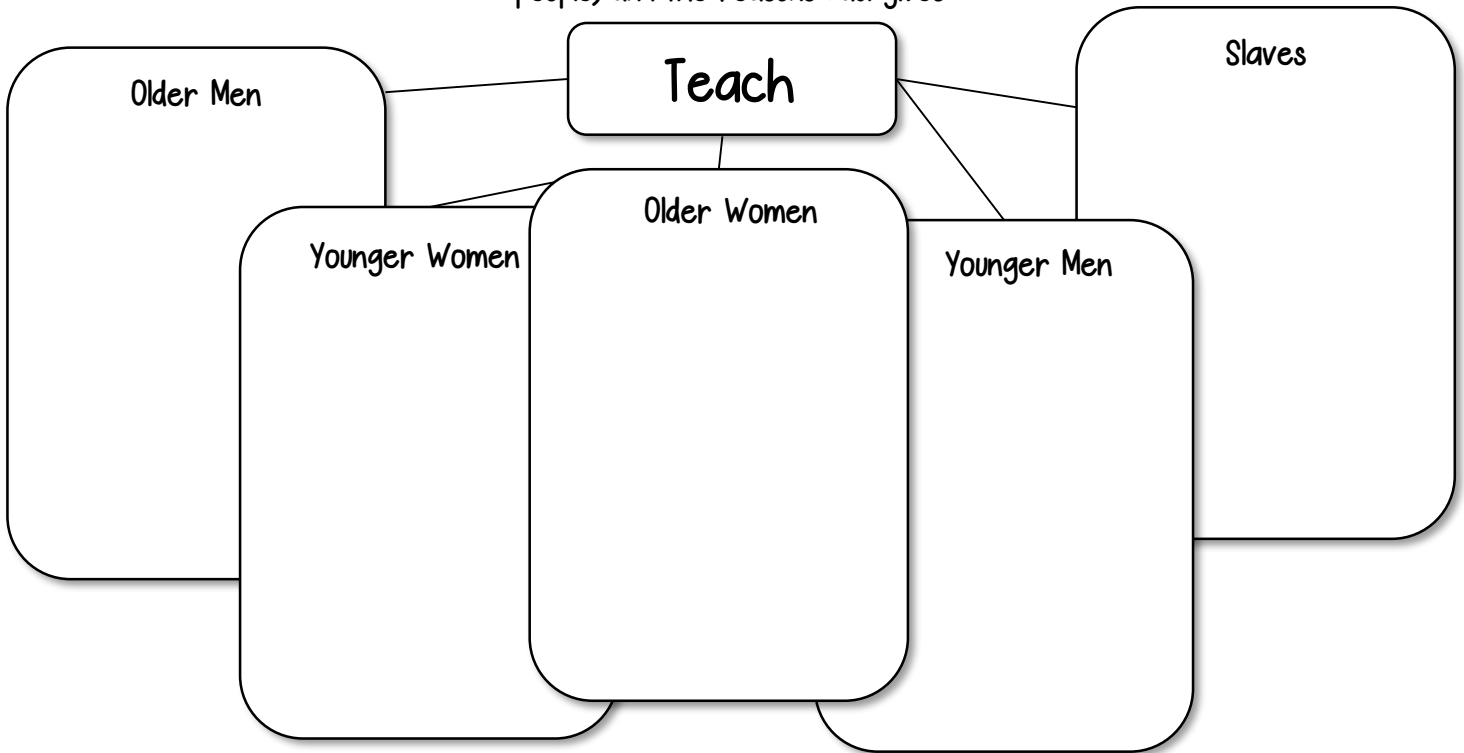
Name _____

Date _____

Gather the Facts

Chapter 2:1-15

Directions: After reading Titus 2:1-15, fill in the chart with the things that are to be taught to each group of people, and the reasons Paul gives.



Reasons 2:11-13

The _____ that brings _____ has appeared to all men.

It teaches us to say no to _____ and to live _____

While we wait for _____.

Summarize

What do you notice about your notes above? What stands out to you? What questions do you have?

Write one sentence that sums up what this section is about:

Name _____

Date _____

Think and Explain

Chapter 2:1-15

Why do you think Paul is giving instructions on what to teach everyone?

What do you think about Paul's instructions to slaves? Women?

Do you think Paul would give different instructions if he were writing to the church today? Why or why not?

Look at verse 14 for the reasons Paul says Jesus gave his life for us. What are the reasons and what do they mean to you? _____

I Wonder...

Write down a question about the passage.

Date _____

Take a few moments to think about what you've read.

What stands out to you? What questions do you have? How can you apply what you read to your own life?

[illegible]

An Encounter in Titus

Name _____

Date _____

Gather the Facts

Chapter 3:1-15

Directions: After reading Titus 3:1-15, list the things we are to be and the things we once were. Then find the reason that we changed and fill in the boxes below.

Remind People:

We Once Were:

We Changed Because:

When the _____ appeared, he _____ us.

Not because we had done _____ things, but because of his _____.

Titus 3:4-5

Summarize

What do you notice about your notes above? What stands out to you? What questions do you have?

Write one sentence that sums up what this section is about:

Name _____

Date _____

Think and Explain

Chapter 3:1-15

Paul says several times to be ready to do what is good. Why do you think this is important for God's people?

Why do you think Paul reminds us what we once were?

What does it mean to you that he saved us because of his mercy, not because of anything we've done?

Why do you think Paul warns against divisive persons? What does their divisiveness tell you about them?

I Wonder...

Write down a question about the passage.

Date _____

Take a few moments to think about what you've read.

What stands out to you? What questions do you have? How can you apply what you read to your own life?

[illegible]

James 1:5

Date _____

Were his instructions what you would expect? Did anything surprise you? Was there anything that challenged your thinking about how YOU should act?

[illegible]

Date _____

Even though we know Titus as a book, it is really a letter from Paul to Titus. Summarize what Paul wrote to him in your own words below.

This image shows a blank sheet of white paper with horizontal ruling lines. The lines are evenly spaced and run across the width of the page. There are no margins, text, or other markings on the paper.

Paul

Name _____

Date _____

Titus at a Glance

Go back through each Gather the Facts page and write down your summary statement for each passage.
Then, based on all your passage summaries, write down one statement summarizing Titus.

Summary	
Passage Summaries	
Chapter 1	
Chapter 2	
Chapter 3	

Name _____

Date _____

Test

Chapters 1-3

Fill in the Blank: (Complete the sentences below)

1. Paul calls Titus a _____ in the faith. This book is a _____ to Titus.
2. Rebellious people are those who claim to know God, but _____ him with their _____. They are _____ to do anything _____.
3. Titus is to teach because the _____ that brings salvation has _____ to all men. It teaches us to live _____ lives.
4. Write down 1 of the things Titus is to teach to each kind of person:
 - Older Men: _____
 - Older Women: _____
 - Younger Men : _____
 - Younger Women: _____
 - Slaves: _____

List: (Fill in the lists)

5. Write down 4 things an elder is supposed to be: 6. Write down 4 things each of us once was:

- | | |
|---------|---------|
| - _____ | - _____ |
| - _____ | - _____ |
| - _____ | - _____ |
| - _____ | - _____ |

Short Answer:

Paul says that God's people are to be ready to do what is good. What do you think Paul meant?

An Encounter In
TITUS

An Inductive Bible Study

Answer Key



Name **Answer Key**

Date _____

Instructions for Christians

How do you think Christians are supposed to act? What kinds of things are they not supposed to do? What are your reasons?

Answers will vary

Blank lined paper for writing.

Name Answer Key

Date _____

Gather the Facts

Chapter 1:1-16

Directions: In Titus 1:1-16 Paul introduces himself and his reasons for writing. Find what he says about himself, who he is writing to and why. Then fill in the boxes below.

A Letter: ***Students will need to know that it is a letter from Paul to Titus.

From: Paul

Who was: A servant of God, apostle of Jesus

To: Titus

Who was: A son in the faith ***

Appoint Elders Who Are:

Blameless, The husband of one wife.

A man whose children believe and are not wild and disobedient.

Not overbearing, Not quick-tempered.

Not given to drunkenness, Not violent.

Not pursuing dishonest gain.

Hospitable, One who loves good.

Self-controlled.

Upright, holy and disciplined.

Holding firmly to the trustworthy message.

1:6-9

*** Students will need to know 4 qualities.

Rebellious People Are:

Talkers and deceivers.

Ruining whole households with their teachings.

Needing to be rebuked/silenced.

Their minds and consciences are corrupted.

They claim to know God, but with their actions they deny him.***

They are detestable, disobedient and unfit for doing anything good.***

1:10-16

Summarize

What do you notice about your notes above? What stands out to you? What questions do you have?

Answers will vary.

Write one sentence that sums up what this section is about:

Sample Summary:

Paul is writing to Titus to remind him how and why to straighten the church out in Crete.

Name Answer Key

Date _____

SAMPLE ANSWERS:

Think and Explain

Chapter 1:1-16

Paul says our faith and knowledge rest on our hope of eternal life. What does this mean to you?

As believers we are to walk by faith and this faith rests on the power of God to make us holy and alive.

Why do you think it is important to make sure the elders have certain qualities?

Elders are the ones who are leading the church and teaching the church. If they were not people who were living out their faith, it would seriously undermine the message and hurt the body of Christ. They, by their lives, show the power of God!

Why do you think the rebellious people Paul describes are so dangerous?

I think Paul calls them rebellious because they do not accept the true gospel and they lead people away from the gospel with their false teaching. This makes them dangerous as it leads people away from the saving grace of God!

What do you think Paul means when he says they "claim to know God, but with their actions they deny him"?

I think that these people (at least those from the circumcision group) teach and believe that people must do certain things to be saved. Trying to achieve righteousness with our own actions denies the power and grace of God.

I Wonder...

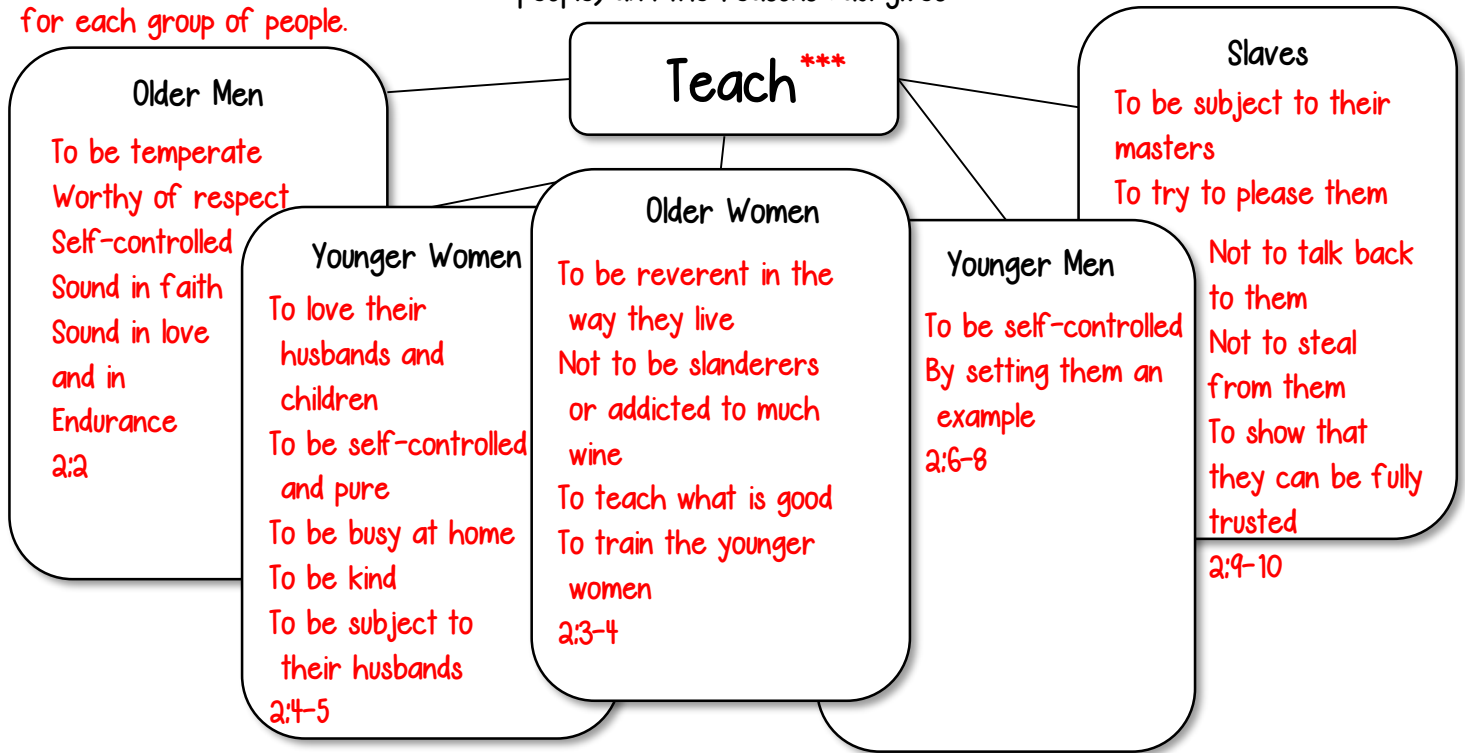
Write down a question about the passage.

Questions will vary.

Gather the Facts

Chapter 2:1-15

Directions: After reading Titus 2:1-15, fill in the chart with the things that are to be taught to each group of people, and the reasons Paul gives.
 ***Students will need one teaching for each group of people.



Reasons

2:11-13

The grace of God*** that brings salvation has appeared to all men.

It teaches us to say no to ungodliness and worldly passions and to live self-controlled, upright, godly lives.***

While we wait for the glorious appearing of Jesus.

Summarize

What do you notice about your notes above? What stands out to you? What questions do you have?

Answers will vary.

Write one sentence that sums up what this section is about:

Sample Summary:

Paul gives instructions on what to teach and why.

Name Answer Key

Date _____

SAMPLE ANSWERS:

Think and Explain

Chapter 2:1-15

Why do you think Paul is giving instructions on what to teach everyone?

I am not entirely sure. I do think knowing what is good is essential in being able to do it, and doing good is what we were made to do.

What do you think about Paul's instructions to slaves? Women?

They are not "American" for sure. They make me think about Jesus coming as a servant and how we as his people are to win others with our love and humility.

Do you think Paul would give different instructions if he were writing to the church today? Why or why not?

I don't think so, his instructions are general enough to be timeless. I do wonder what he would say to women who work outside the home and women who are not married. We probably have lots more of those today than back then.

Look at verse 14 for the reasons Paul says Jesus gave his life for us. What are the reasons and what do they

mean to you? He wanted to redeem us from wickedness and purify us for himself, to be eager to do what is good. When I read these things, I look for these qualities in myself to see if he is changing me and getting what he wants. Am I becoming pure? Am I eager to do good?

I Wonder...

Write down a question about the passage.

Questions will vary.

Gather the Facts

Chapter 3:1-15

Directions: After reading Titus 3:1-15, list the things we are to be and the things we once were. Then find the reason that we changed and fill in the boxes below.

Remind People:

To be subject to authorities
 To be obedient
 *** To be ready to do whatever is good
 To slander no one
 To be peaceable and considerate
 To show true humility to all men
 3:1-2

We Once Were:

*** Students will need to list 4 for the test
 Foolish
 Disobedient
 Deceived
 Enslaved by passions and pleasures
 Living in malice and envy
 Hatred and hated
 3:3

We Changed Because:

When the kindness of God appeared, he saved us.

Not because we had done righteous things, but because of his mercy.

Titus 3:4-5

Summarize

What do you notice about your notes above? What stands out to you? What questions do you have?

Answers will vary.

Write one sentence that sums up what this section is about:

Sample Summary:

General instructions, a reminder of what we were and a reminder that it is the kindness of God that saves us.

Name Answer Key

Date _____

SAMPLE ANSWERS:

Think and Explain

Chapter 3:1-15

Paul says several times to be ready to do what is good. Why do you think this is important for God's people?

God is love and when we become his people, we are full of his love too. I think doing good is our way of showing God's love to the world.

Why do you think Paul reminds us what we once were?

I think he reminds us to keep us humble!

What does it mean to you that he saved us because of his mercy, not because of anything we've done?

I think it's tempting to tell people what they are doing wrong and trying to change the behaviors we do not like. BUT God's way of changing us it through mercy and kindness!

Why do you think Paul warns against a divisive persons? What does their divisiveness tell you about them?

I think divisiveness shows a lack of faith and respect for God's desire for a unified people, a body of Christ.

I Wonder...

Write down a question about the passage.

Questions will vary.

Date _____

Take a few moments to think about what you've read.

What stands out to you? What questions do you have? How can you apply what you read to your own life?

[illegible]

James 1:5

Name Answer Key

Answer Key

Date _____

Instructions for Christians

After studying Titus, summarize the instructions Paul gives for Christians.

Were his instructions what you would expect? Did anything surprise you? Was there anything that challenged your thinking about how YOU should act?

Answers will vary

This image shows a single sheet of white paper with horizontal ruling lines. The lines are evenly spaced and run across the width of the page. There is no handwriting or other markings on the paper.

Name Answer Key

Date _____

A Letter From Paul

Even though we know Titus as a book, it is really a letter from Paul to Titus.
Summarize what Paul wrote to him in your own words below.

Dear Titus,

Answers will vary

Grace and Peace to you,

Paul

Name Answer Key

Date _____

Titus at a Glance

Go back through each Gather the Facts page and write down your summary statement for each passage.
Then, based on all your passage summaries, write down one statement summarizing Titus.

Summary

Answers will vary.

Sample Answer:

Paul writes to Titus with instructions for straightening out the church in Crete.

Passage Summaries

Chapter 1	Paul is writing to Titus to remind him how and why to straighten the church out in Crete.
Chapter 2	Paul gives instructions on what to teach and why.
Chapter 3	General instructions, a reminder of what we were and a reminder that it is the kindness of God that saves us.

Name Answer Key

Date _____

*All test questions come from
the Gather the Facts
pages and are marked with ***.

Test

Chapters 1-3

Fill in the Blank: (Complete the sentences below)

1. Paul calls Titus a son in the faith. This book is a letter to Titus.
2. Rebellious people are those who claim to know God, but deny him with their actions. They are unfit to do anything good.
3. Titus is to teach because the grace of God that brings salvation has appeared to all men. It teaches us to live self-controlled OR upright OR godly lives.
4. Write down 1 of the things Titus is to teach to each kind of person:
 - Older Men: Answers will vary. See Chapter 2:2-10 for options. (or page 20 in the answer key.)
 - Older Women: _____
 - Younger Men : _____
 - Younger Women: _____
 - Slaves: _____

List: (Fill in the lists)

- | | |
|---|--|
| <p>5. Write down 4 things an elder is supposed to be:</p> <ul style="list-style-type: none">- <u>Answers will vary.</u>- <u>See chapter 1:6-9 for possibilities.</u>- _____- _____ | <p>6. Write down 4 things each of us once was:</p> <ul style="list-style-type: none">- <u>Answers will vary.</u>- <u>See chapter 3:3 for possibilities.</u>- _____- _____ |
|---|--|

Short Answer:

Paul says that God's people are to be ready to do what is good. What do you think Paul meant?

Answers will vary.

\$ Earn TPT Credit! \$

After you have tried this product, please leave feedback!

[Click here](#) to learn how to earn credit toward your next TPT purchase.

Let's connect!



TPT Store



Facebook

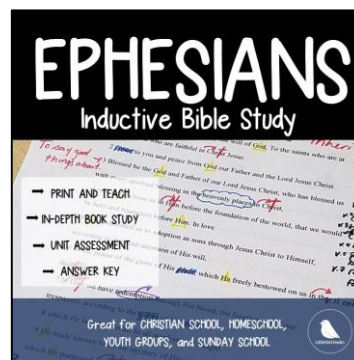
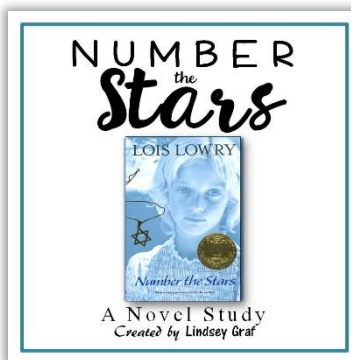



Pinterest

<https://www.teacherspayteachers.com/Store/Littlebird-Books-By-Lindsey-Graf>

Recommended Resources

Check out these and others in my TPT store:



Follow Along and Be the First!

Don't forget to follow me to find out about new products and sales!



<https://www.teacherspayteachers.com/Store/Littlebird-Books-By-Lindsey-Graf>

Thank You!

To all the amazing artists who created the design elements and fonts used in this product, a big thanks!

